
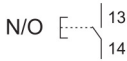




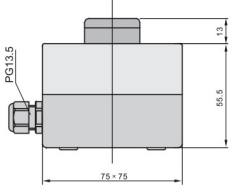






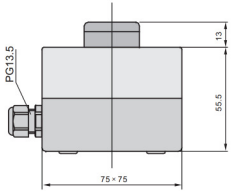






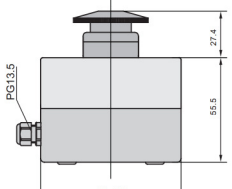




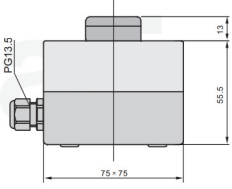

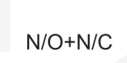


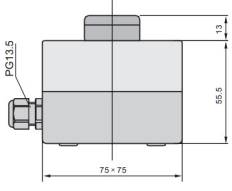

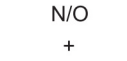


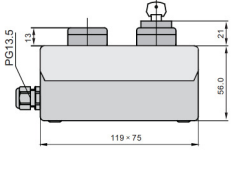


SDL16

Control box series

| Control Switch | Description | Contact | Symbol | Type | Contour |
|--|---|--|---|--|---|
|  SDL16-JBPC1A1 | 1 green flush pushbutton spring return | N/O  |     | SDL16-JBPC1AH29 SDL16-JBPC1A2 SDL16-JBPC1A3 SDL16-JBPC1A1 |  |
|  SDL16-JBPC1B1 | 1 red flush pushbutton spring return | N/C  |     | SDL16-JBPC1BH29 SDL16-JBPC1B4 SDL16-JBPC1B1 SDL16-JBPC1B2 |  |
|  SDL16-JBPC1CH29 | spring return 1 red mushroom head pushbutton, Φ 40mm Turn to release | N/C  |     | SDL16-JBPC1C1H29 SDL16-JBPC1C1 SDL16-JBPC1CH29 SDL16-JBPC1C |  |
|  SDL16-JBPC1AB | 1 Double head pushbutton spring return | N/O+N/C  |   | SDL16-JBPC1AB |  |
|  SDL16-JBPC1CW | 1 Double head pushbutton Double-head with lamp button | N/O+N/C  |   | SDL16-JBPC1CW |  |
|  SDL16-JBPC2AD | 2 holes control box green flush pushbutton spring return 1 key switch 2-position stay put | N/O + N/C  |   | SDL16-JBPC2AD |  |